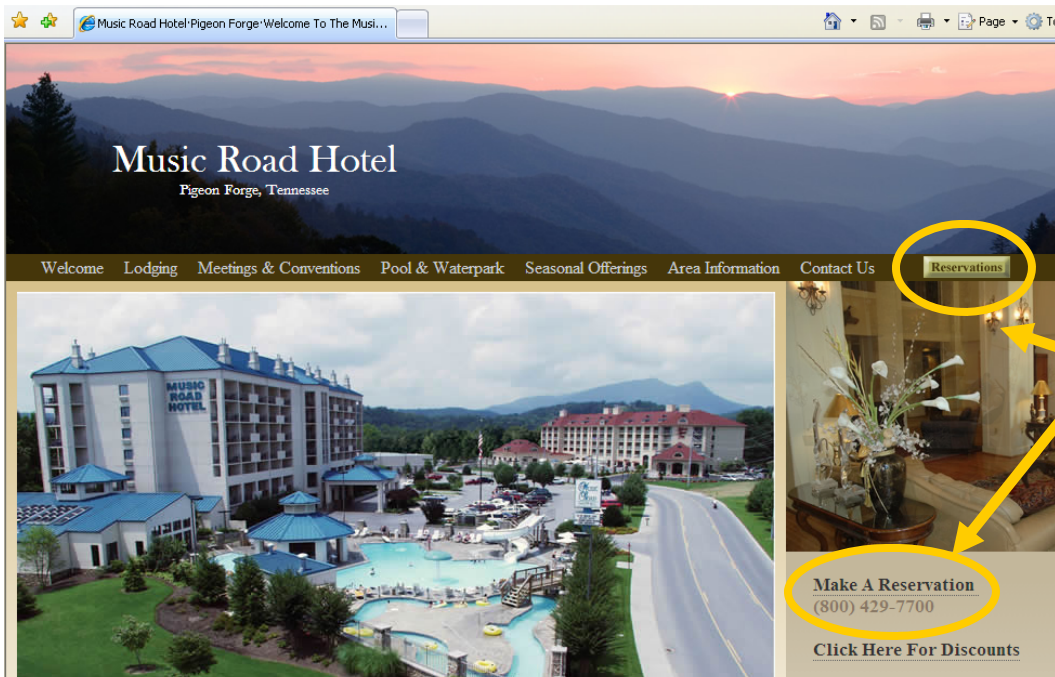
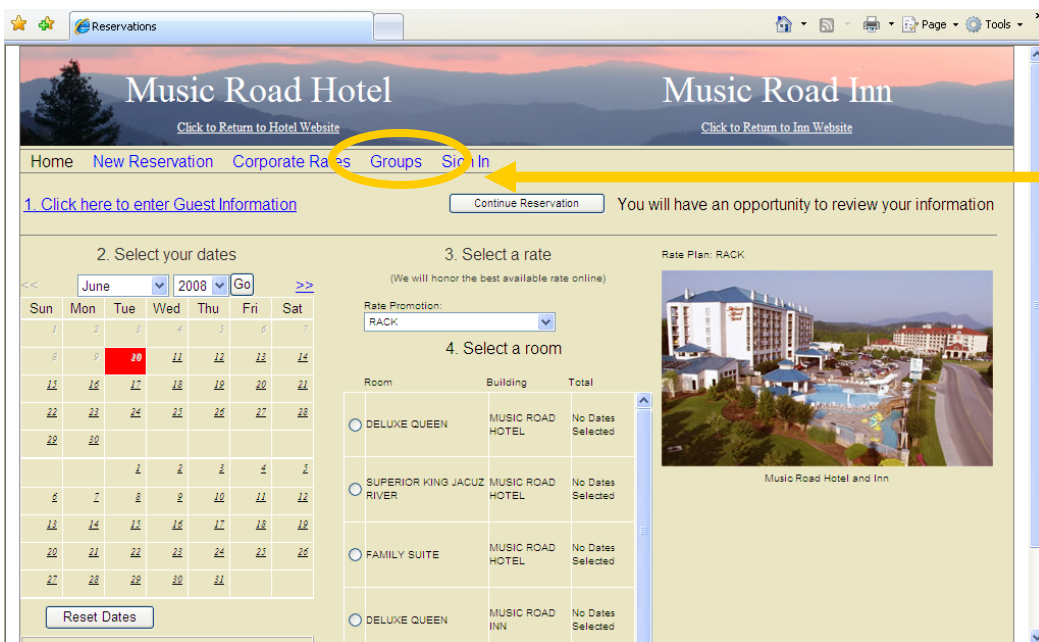


**GROUP INTERNET RESERVATIONS PROCEDURE
TENNESSEE PUBLIC PURCHASING ASSOCIATION
MUSIC ROAD HOTEL AND MUSIC ROAD INN**

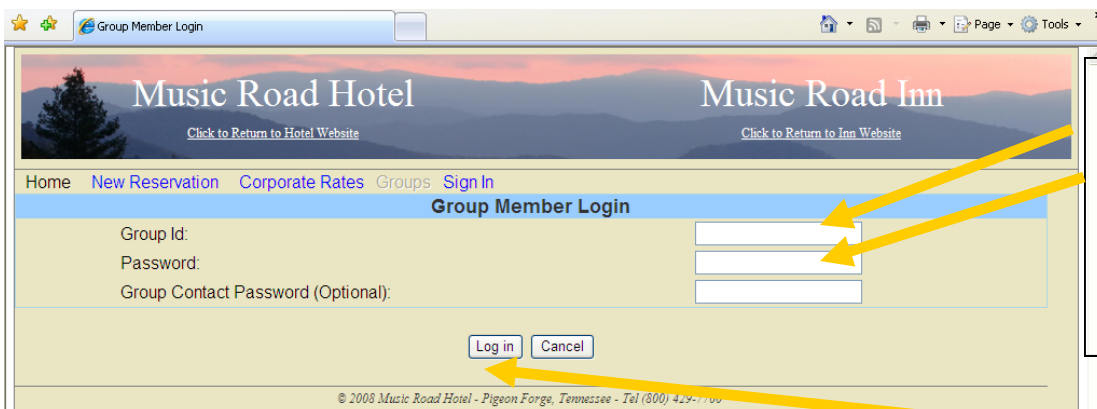
**ENTRY SITES: www.musicroadhotel.com OR www.musicroadinn.com
NOTE: ROOM TYPES FOR BOTH PROPERTIES SHOW ON RESERVATION SCREEN,
REGARDLESS OF WHICH PROPERTY WEBSITE YOU ENTER THROUGH.**



STEP 1
Click
RESERVATIONS



STEP 2
Click
GROUPS



STEP 3
Enter
GROUP ID:
2314
GROUP PASSWORD:
37000361

AFTER STEP 4, you will be directed to a screen which should have a heading showing your specific group.
CLICK "MAKE A RESERVATION"

Click the **DATES** you want on the calendar, each time you click a date, a **green check** will appear on the date.

To the right, the rooms types available on those dates will be displayed with a circle next to it. Select your room type. The room type you select will change to **green**.

When you have selected your room type and are ready to proceed, go to top menu bar and Click **"CONTINUE RESERVATION"**. And enter your personal information and credit card.

STEP 4
Click on
LOG IN
Or enter

